


Submitting Your Application Form Electronically

1. Download the application form from [our website](#) and fill in the form.
2. Once you are done, click on the “Submit by Email” button as shown below.



3. The following dialog will pop-up. Select which option you would like.

Select Email Client

Please indicate the option which best describes how you send mail.

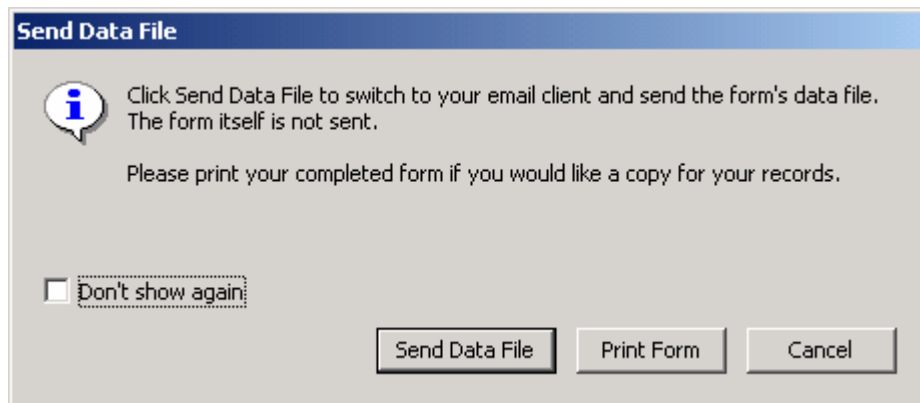
Desktop Email Application
Choose this option if you currently use an email application such as Microsoft Outlook Express, Microsoft Outlook, Eudora, or Mail.

Internet Email
Choose this option if you currently use an Internet email service such as Yahoo or Microsoft Hotmail.

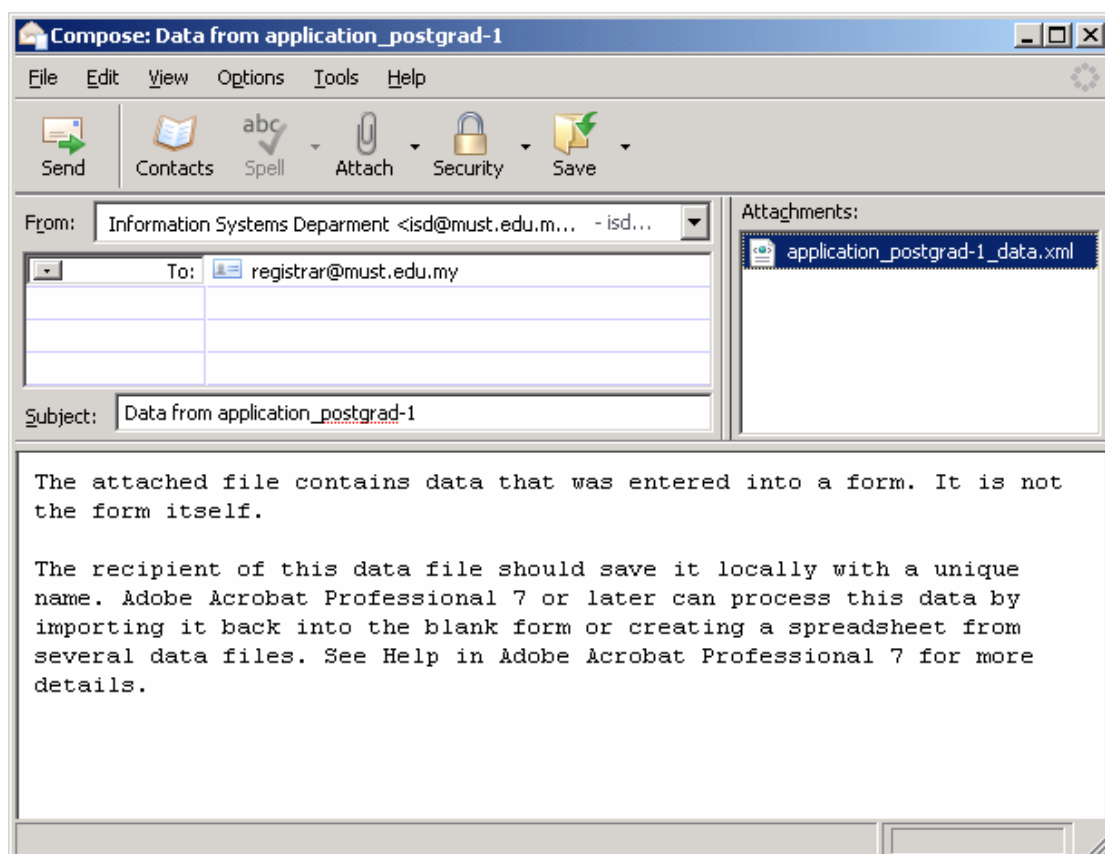
Other
Choose this option if your preferred desktop email application is not available or you do not know which option to choose.

Help OK Cancel

4. The following dialog box will popup. Click “Send data file”.



5. It will open a new e-mail via your e-mail application installed on your system (Outlook, Thunderbird etc) and the data that you've filled has been automatically enclosed as shown below.



6. Click “Send” to send the data to MUST.